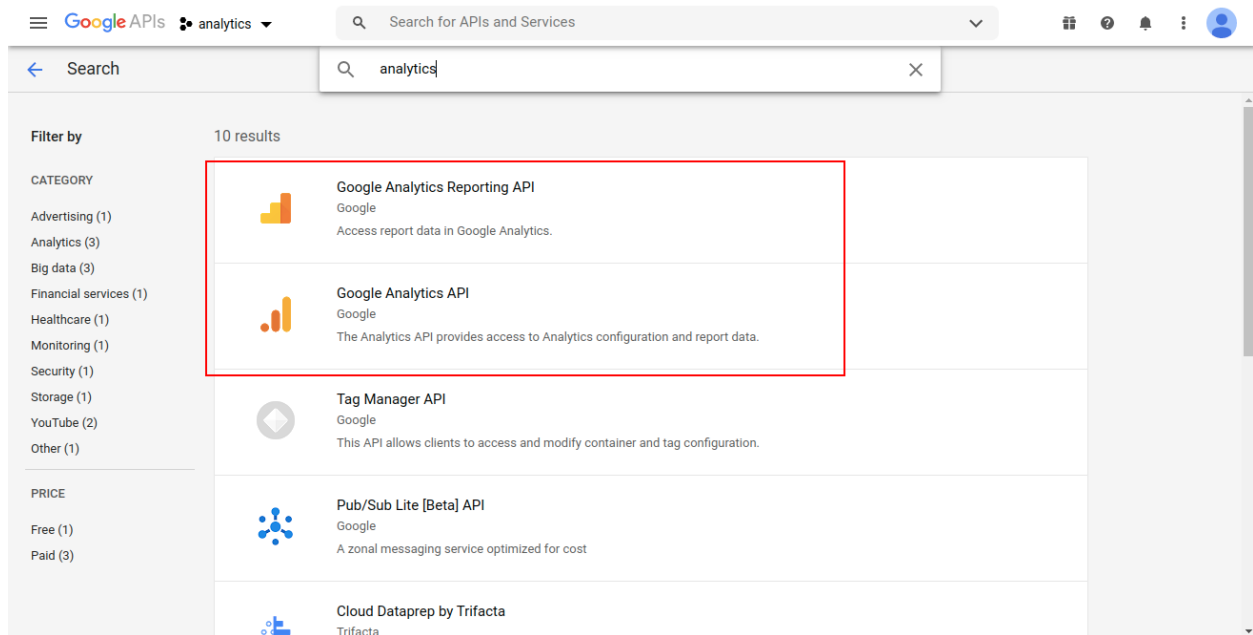


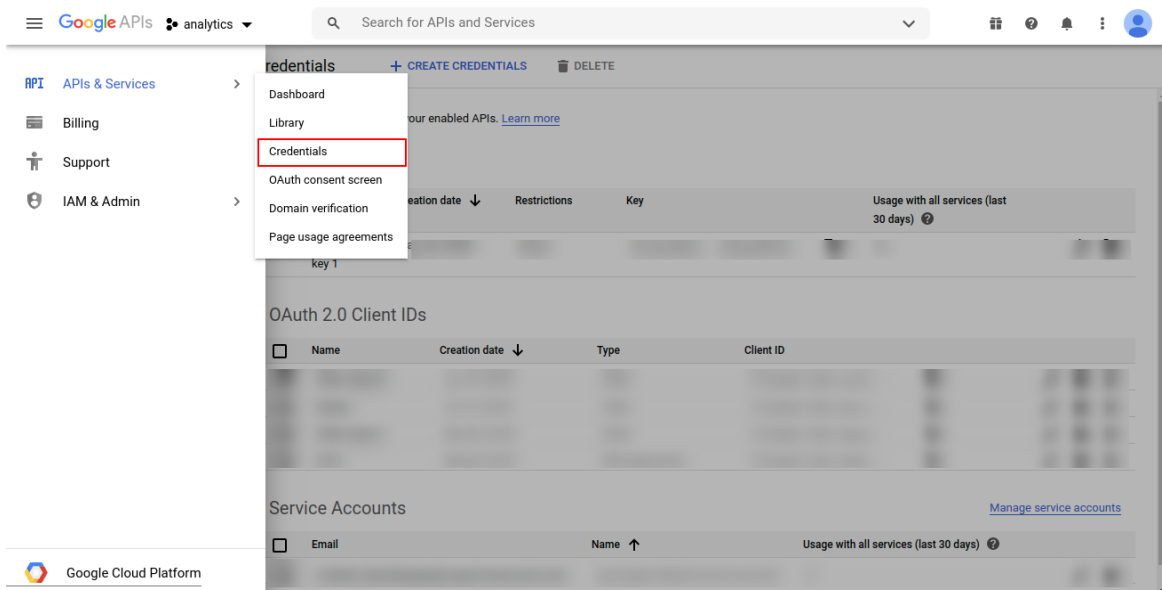
Step 1: Go to the Google Developers Console.  
<https://console.developers.google.com/apis/library>

Step 2: Select a project, or create a new one.

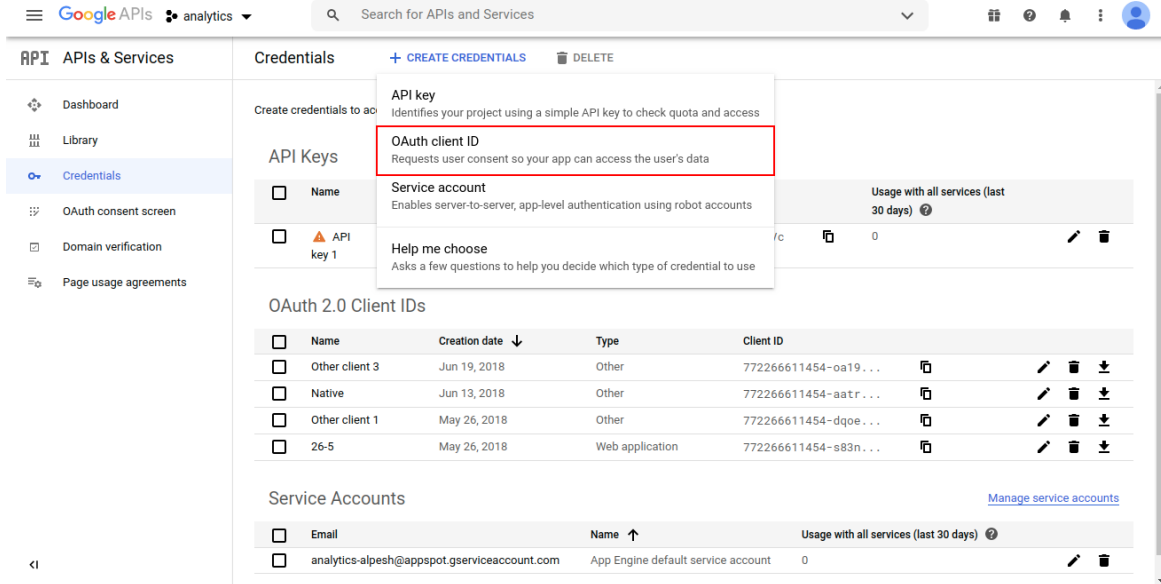
Step 3: In the list of API Search "Analytics". Make sure the status is Enable for the Below Analytics API.



Step 4: In the Navigation menu on the left, select Click "Api & Services" and open sub menu "Credentials".



Step 5: Click on "Create credentials" and then "OAuth client ID".



Step 6: Select Web Application From Application Type, Enter Your Application name and Url of you website.

A client ID is used to identify a single app to Google's OAuth servers. If your app runs on multiple platforms, each will need its own client ID. See [Setting up OAuth 2.0](#) for more information.

Application type \*  
Web application

[Learn more](#) about OAuth client types

Name \*  
You Application Name

The name of your OAuth 2.0 client. This name is only used to identify the client in the console and will not be shown to end users.

**i** The domains of the URIs you add below will be automatically added to your [OAuth consent screen](#) as [authorized domains](#).

#### Authorized JavaScript origins **?**

For use with requests from a browser

+ ADD URI

#### Authorized redirect URIs **?**

For use with requests from a web server

+ ADD URI

CREATE

CANCEL

## Step 7: Download your json file.

Google APIs analytics

Search for APIs and Services

APIs & Services

Credentials + CREATE CREDENTIALS DELETE

Create credentials to access your enabled APIs. [Learn more](#)

### API Keys

<input type="checkbox"/>	Name	Creation date ↓	Restrictions	Key	Usage with all services (last 30 days) ⓘ
<input type="checkbox"/>					

### OAuth 2.0 Client IDs

<input type="checkbox"/>	Name	Creation date ↓	Type	Client ID				
<input type="checkbox"/>								
<input type="checkbox"/>								
<input type="checkbox"/>								
<input type="checkbox"/>								

### Service Accounts

[Manage service accounts](#)

<input type="checkbox"/>	Email	Name ↑	Usage with all services (last 30 days) ⓘ
<input type="checkbox"/>	analytics-alpesh@appspot.gserviceaccount.com	App Engine default service account	0